



Section 22.70 2005-06



SPECIFICATIONS

Top Terminal Batteries

G | N | B
NETWORK POWER

Sprinter®

From the World Leader in VRLA Battery Technology

Designed for superior, high-rate performance in uninterruptible power supply (UPS) applications, the GNB Network Power **SPRINTER** series offers high power density and reliability. The **SPRINTER** family of batteries highlights another example of GNB Network Power's extensive experience and world-wide leadership in VRLA technology.

"Designed in" Quality Manufacturing

Quality manufacturing processes for the **SPRINTER** series batteries incorporate the industry's most advanced technologies including: an automated helium leak detection system, a computer controlled "fill by weight" acid filler, and a temperature controlled water bath formation process. A constant current discharge test is performed on each and every unit prior to shipment.

High Performance **SPRINTER**® Series Features

- Standard: Reinforced polypropylene container and cover
- Optional: Flame-retardant reinforced container and cover compliant with UL94 V-0, 28% L.O.I.
- Integrated flame arrester ultrasonically welded into cover
- Patented "Diamond Side-Wall" design to maintain structural integrity in higher operating temperatures
- Heat sealed case-to-cover bond to help ensure a leak proof seal
- High-Compression Absorbent Glass Mat (AGM) technology for greater than 99% recombination efficiency
- High-tin, calcium, silver, lead positive plate design for maximum service float life: 8 year design life @ 25°C (77°F); 10 year @ 20°C (68°F)
- Heavy duty copper alloy terminals for ease of assembly and reduced maintenance
- Reliable one-way, self-resealing safety vents

- Multicell design for faster installation and reduced maintenance
- Horizontal or vertical operation
- Removable carry handles for ease of installation

Applications

SPRINTER series batteries incorporate GNB Network Power's advanced VRLA technology designed for superior high-rate performance in uninterruptible power supply (UPS) and power quality applications.



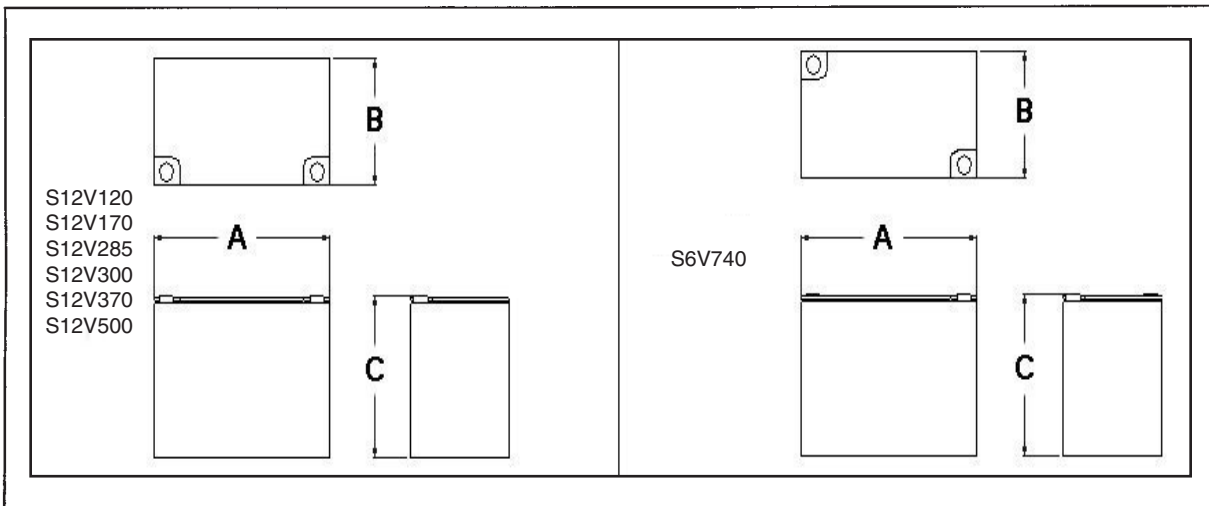


SPRINTER Specifications

Model Number [#]	Voltage	Power (WPC)		Nominal Dimensions						Nominal Weight	
		15 Min. To 1.67 VPC @ 25°C	15 Min. To 1.67 VPC @ 20°C	Inches			Millimeters			lbs.	Kg
				A	B	*C	A	B	*C		
S12V120	12	117	111	6.82	6.58	5.89	173	167	150	27	12.1
S12V170	12	167	158	7.81	6.58	7.01	198	167	178	36	16.4
S12V285	12	285	270	10.25	6.85	8.80	260	174	224	61	27.8
S12V300	12	306	290	10.25	6.85	8.80	260	174	224	63	28.7
S12V370	12	373	353	12.05	6.85	8.80	306	174	224	74	33.4
S12V500	12	505	478	13.55	6.76	10.90	344	172	277	106	48.1
S6V740	6	746	706	12.05	6.85	8.80	306	174	224	74	33.4

* Bolt, washer, and connector typically increase height by 0.45 in. (11 mm)

Add suffix "F" to model number for flame retardant jar option



SPRINTER Electrical Data

Model Number	Short Circuit Current	Internal Resistance (mOhms)
S12V120	1865	6.6
S12V170	2341	5.3
S12V285	3271	3.7
S12V300	3925	3.1
S12V370	4266	2.9
S12V500	4758	2.6
S6V740	6831	0.9

Float Voltage & Charging

Constant Voltage charging is recommended

Recommended float voltage: 2.27 VPC @ 25°C (77°F)

Float Voltage Range: 2.25 to 2.30 VPC @ 25°C (77°F)

Equalize voltage: 2.35 VPC for 24 Hours

NOTE: Design and/or specifications subject to change without notice. If questions arise, contact your local GNB Network Power sales representative for clarification.



Sprinter Performance Specifications
Watts per Cell @25°C (77°F)

	Model Number	Time								
		5 Min	10 Min	15 Min	20 Min	30 Min	45 Min	60 Min	75 Min	90 Min
	S12V120(F)	246	154	119	98	73	53	42	35	30
	S12V170(F)	335	220	170	139	103	75	59	49	42
1.50	S12V285(F)	569	375	290	242	171	124	98	82	71
Final	S12V300(F)	692	424	310	249	183	134	107	90	77
VPC	S12V370(F)	753	490	378	311	232	168	132	109	93
	S12V500(F)	900	628	515	420	314	229	179	149	128
	S6V740(F)	1506	980	756	622	464	336	264	218	187

	Model Number	Time								
		5 Min	10 Min	15 Min	20 Min	30 Min	45 Min	60 Min	75 Min	90 Min
	S12V120(F)	244	153	118	97	72	52	41	34	29
	S12V170(F)	332	218	168	138	102	74	58	48	41
1.60	S12V285(F)	560	373	288	240	169	123	97	81	70
Final	S12V300(F)	680	421	308	247	182	133	106	89	77
VPC	S12V370(F)	739	488	376	310	231	168	132	109	93
	S12V500(F)	887	625	511	417	312	227	178	148	127
	S6V740(F)	1478	976	752	620	462	336	264	218	186

	Model Number	Time								
		5 Min	10 Min	15 Min	20 Min	30 Min	45 Min	60 Min	75 Min	90 Min
	S12V120(F)	243	152	117	96	72	52	41	34	29
	S12V170(F)	326	216	167	137	102	74	58	48	41
1.65	S12V285(F)	553	371	287	239	169	123	97	81	70
Final	S12V300(F)	663	418	307	247	181	132	106	89	77
VPC	S12V370(F)	732	486	375	309	230	167	131	108	92
	S12V500(F)	875	621	509	415	311	226	177	147	126
	S6V740(F)	1464	974	750	618	460	334	262	216	184

	Model Number	Time								
		5 Min	10 Min	15 Min	20 Min	30 Min	45 Min	60 Min	75 Min	90 Min
	S12V120(F)	242	151	117	96	72	52	41	34	29
	S12V170(F)	323	215	167	137	102	74	58	48	41
1.67	S12V285(F)	543	365	285	239	169	121	96	80	69
Final	S12V300(F)	654	415	306	245	180	131	105	88	76
VPC	S12V370(F)	723	484	373	309	230	167	131	108	92
	S12V500(F)	864	615	505	413	310	225	176	146	126
	S6V740(F)	1446	970	746	616	458	332	262	216	184



Sprinter Performance Specifications
Watts per Cell @25°C (77°F)

	Model Number	Time								
		5 Min	10 Min	15 Min	20 Min	30 Min	45 Min	60 Min	75 Min	90 Min
1.70 Final VPC	S12V120(F)	239	150	116	95	71	52	41	34	29
	S12V170(F)	318	214	165	136	101	73	58	48	41
	S12V285(F)	527	355	282	238	168	121	96	80	69
	S12V300(F)	638	410	304	245	180	131	105	88	76
	S12V370(F)	703	481	372	307	228	165	130	107	91
	S12V500(F)	849	607	496	408	309	224	175	145	126
	S6V740(F)	1406	962	744	614	456	330	260	214	182

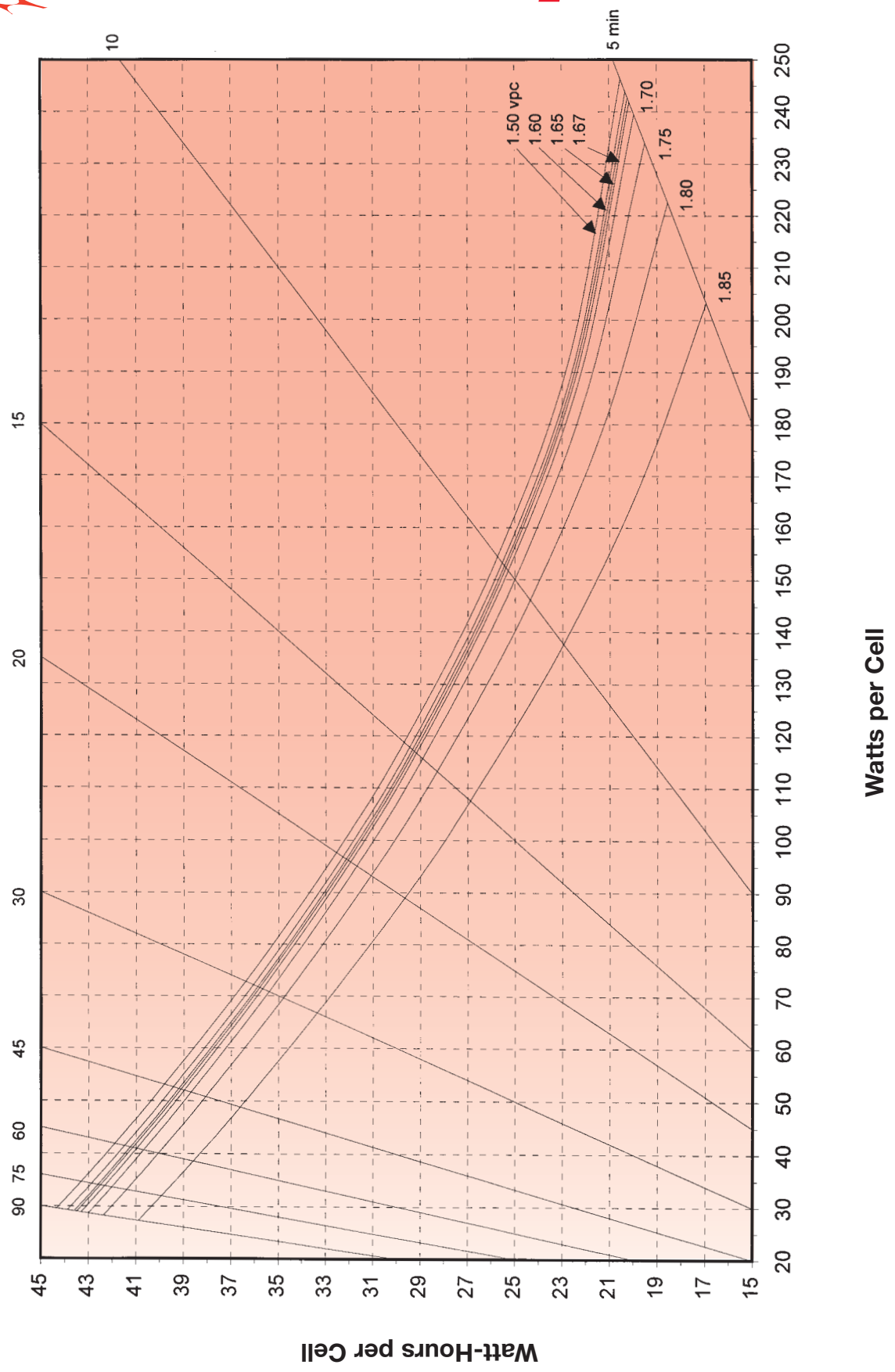
	Model Number	Time								
		5 Min	10 Min	15 Min	20 Min	30 Min	45 Min	60 Min	75 Min	90 Min
1.75 Final VPC	S12V120(F)	234	149	115	94	70	51	40	33	29
	S12V170(F)	302	208	162	134	100	73	58	48	41
	S12V285(F)	485	342	279	237	166	120	95	80	69
	S12V300(F)	597	398	300	243	179	130	104	88	76
	S12V370(F)	668	458	359	297	224	163	129	107	91
	S12V500(F)	823	593	476	394	301	219	174	145	125
	S6V740(F)	1336	916	718	594	446	326	258	212	182

	Model Number	Time								
		5 Min	10 Min	15 Min	20 Min	30 Min	45 Min	60 Min	75 Min	90 Min
1.80 Final VPC	S12V120(F)	222	145	113	93	69	50	40	33	28
	S12V170(F)	280	197	155	129	97	71	56	46	40
	S12V285(F)	442	323	269	229	162	119	95	79	68
	S12V300(F)	544	374	287	235	175	128	103	86	75
	S12V370(F)	607	435	345	287	218	159	127	105	89
	S12V500(F)	754	559	452	378	294	215	173	143	124
	S6V740(F)	1214	870	690	574	434	318	252	208	178

	Model Number	Time								
		5 Min	10 Min	15 Min	20 Min	30 Min	45 Min	60 Min	75 Min	90 Min
1.85 Final VPC	S12V120(F)	203	137	107	89	66	48	38	32	27
	S12V170(F)	248	179	143	119	90	67	53	44	38
	S12V285(F)	390	292	253	216	153	114	91	76	65
	S12V300(F)	480	339	266	221	167	124	99	83	72
	S12V370(F)	514	374	302	255	196	147	118	98	84
	S12V500(F)	592	495	409	340	278	208	169	141	121
	S6V740(F)	1028	748	604	510	392	294	236	196	168

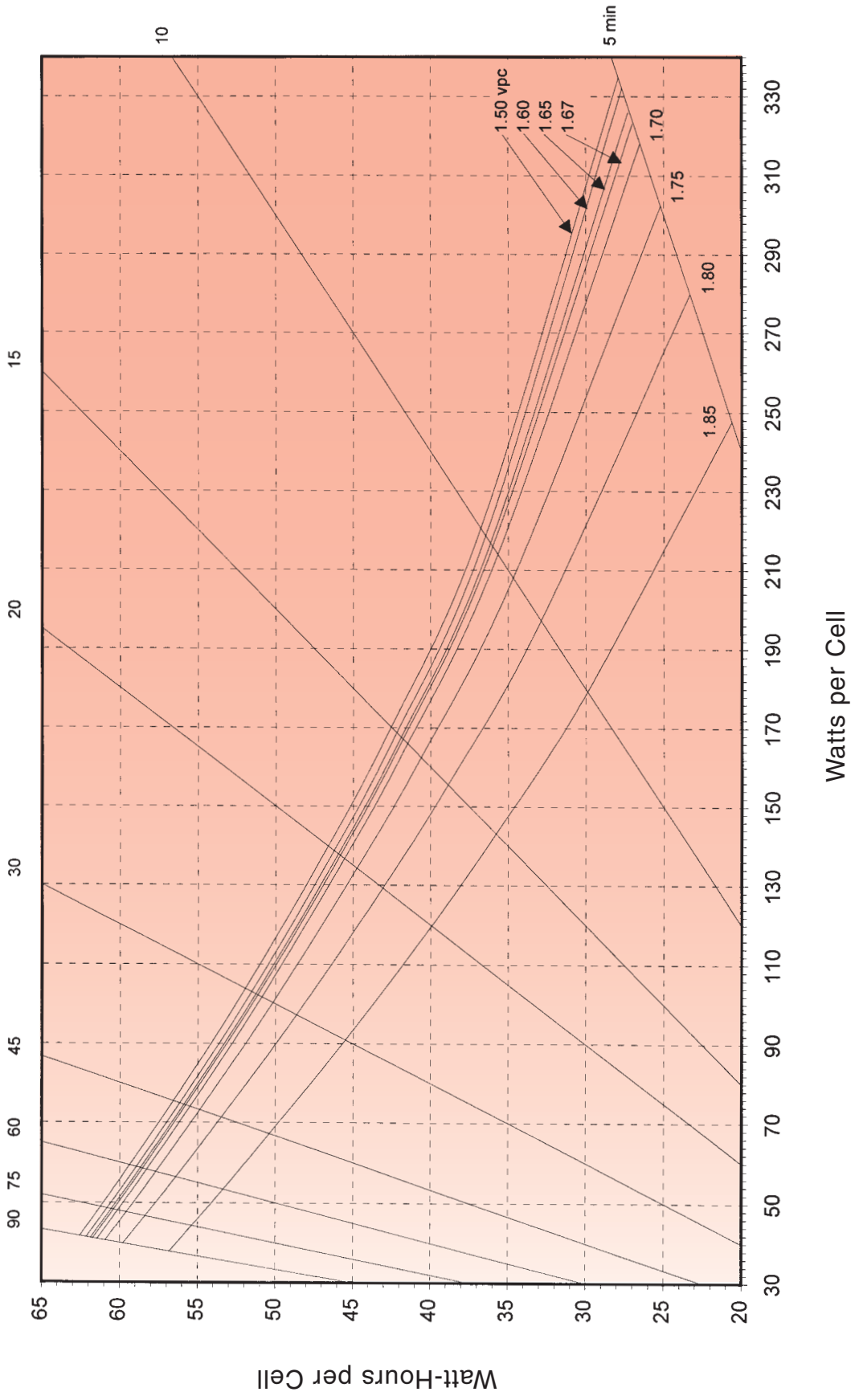


S12V120/S12V120F - Performance Curves @ 25°C (77°F)



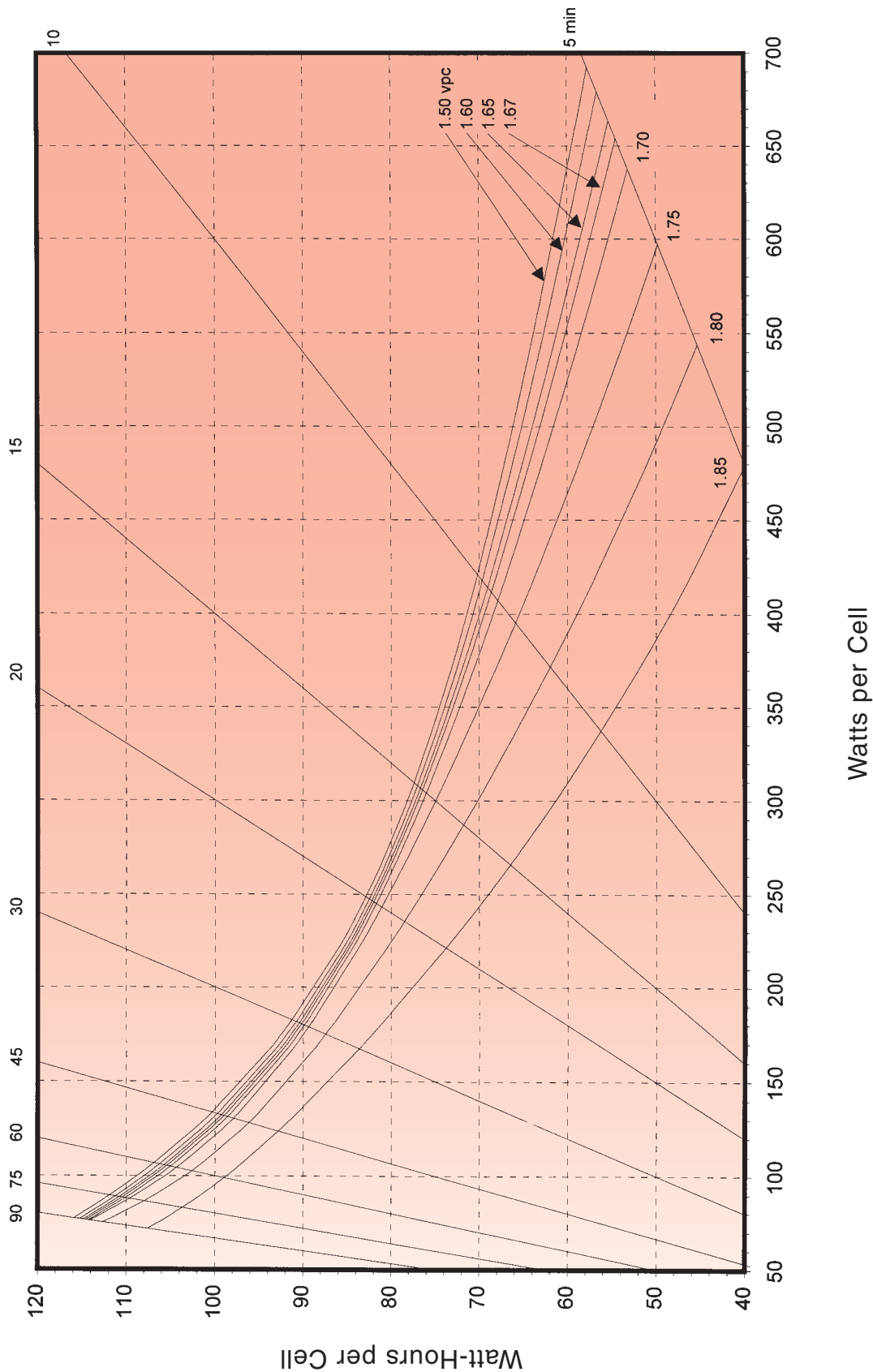


S12V170/S12V170F - Performance Curves @ 25°C (77°F)

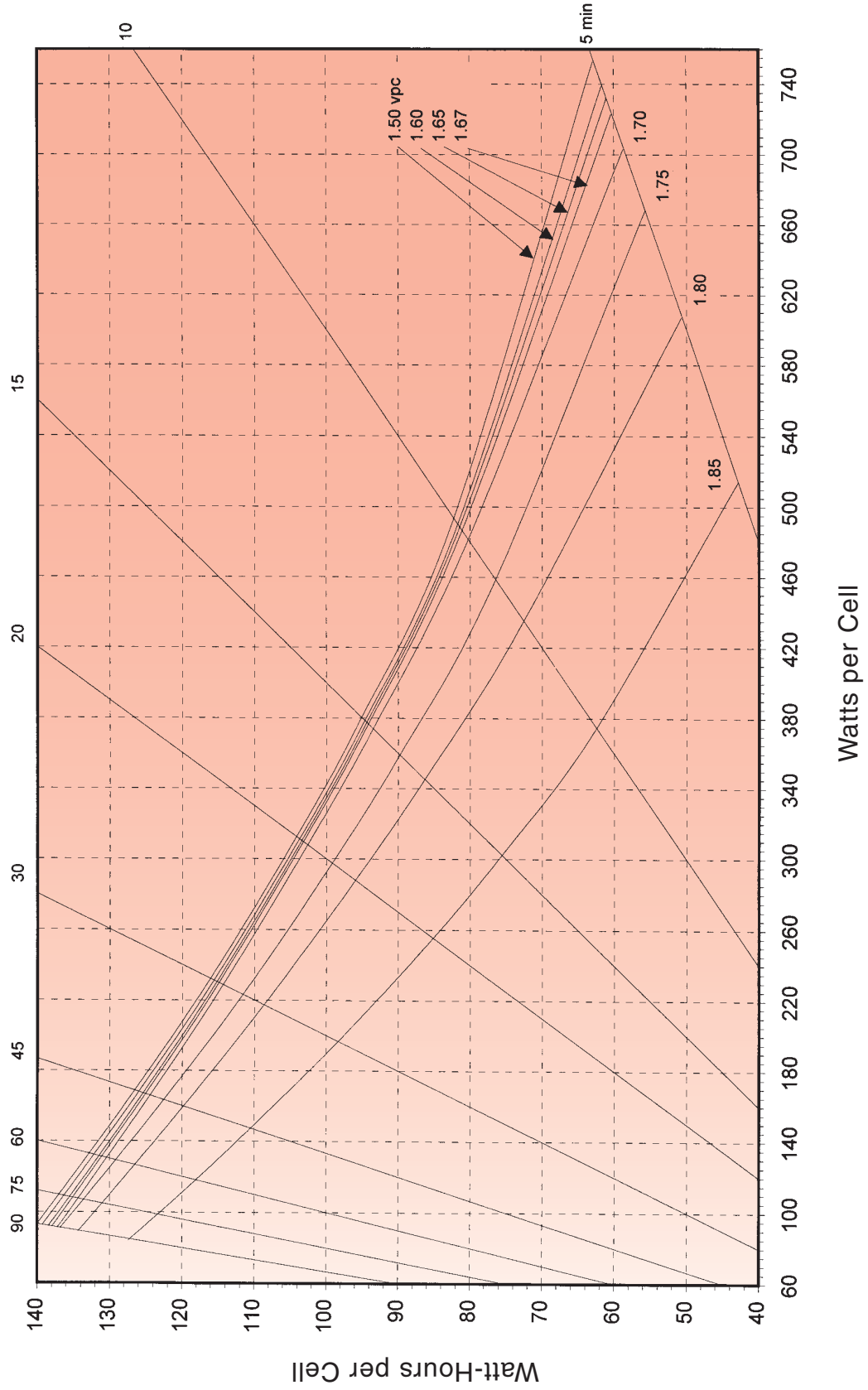




S12V300/S12V300F - Performance Curves @ 25°C (77°F)

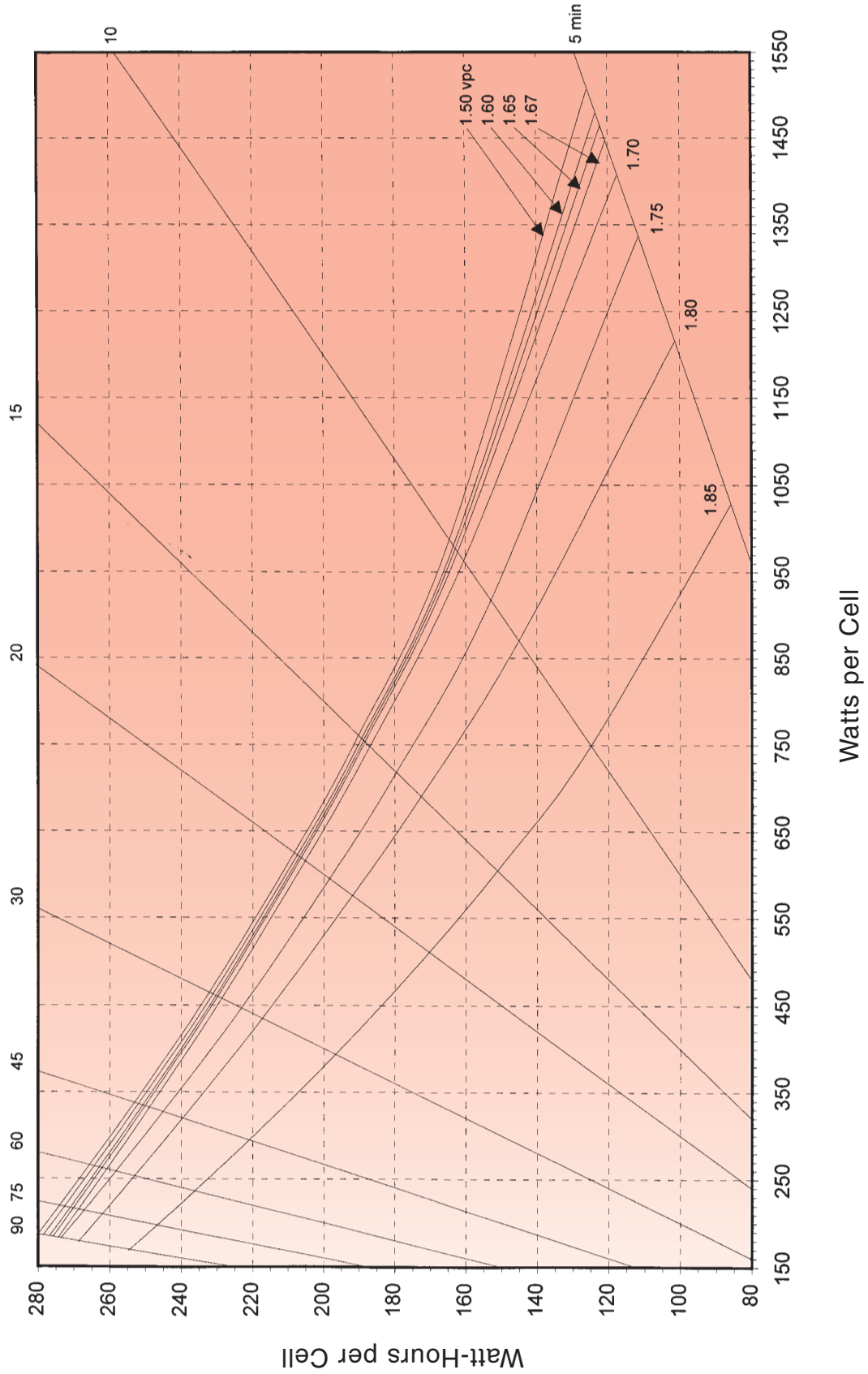


S12V370/S12V370F - Performance Curves @ 25°C (77°F)



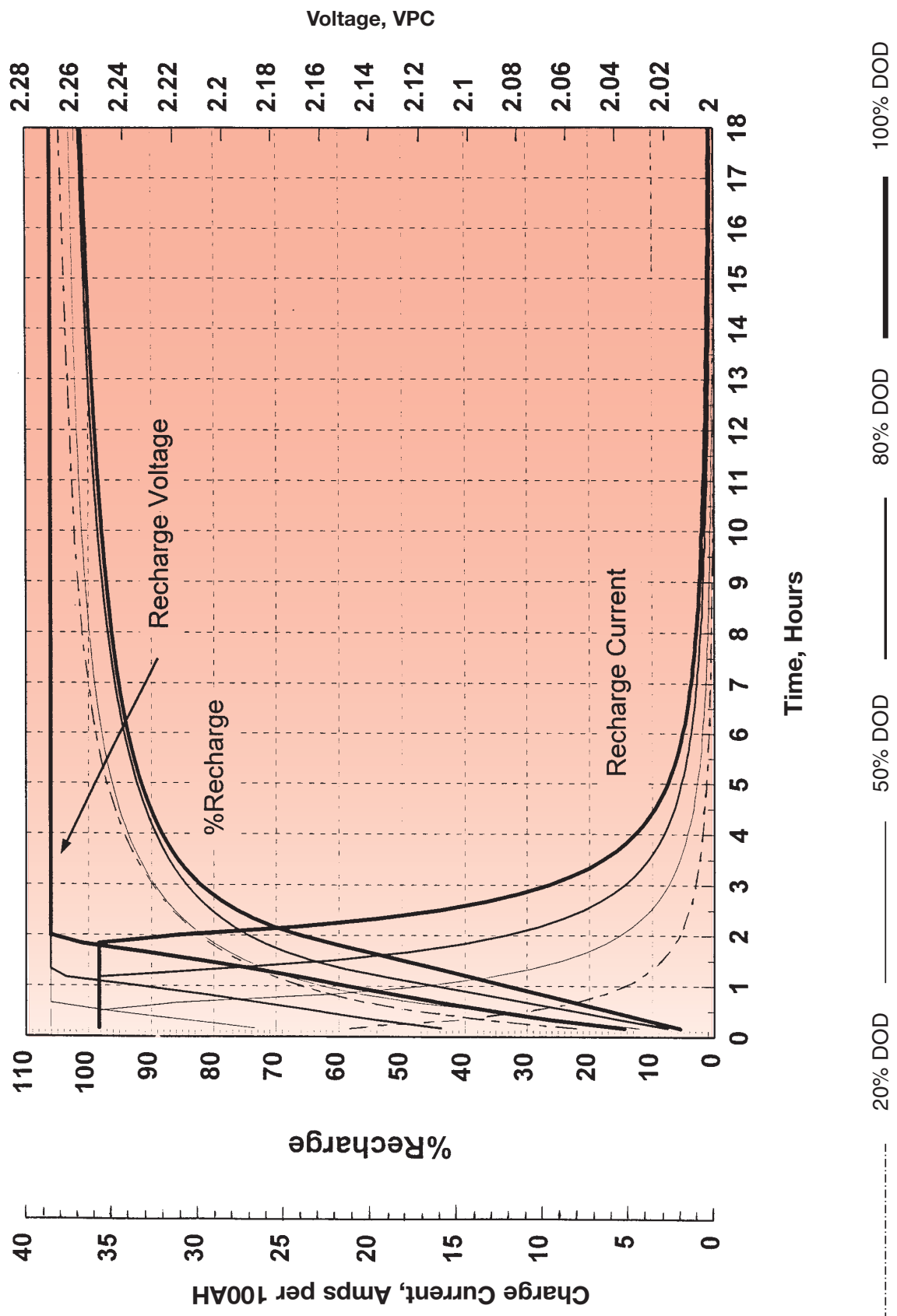


S6V740/S6V740F - Performance Curves @ 25°C (77°F)





Recharge Characterization
2.27 VPC Float 25°C (77°F)



Exide Technologies Network Power – The Industry Leader.



Exide Technologies Network Power Division is a global leader in stored electrical energy solutions for all major critical reserve power applications and needs. Network power applications include communication/data networks, UPS systems for computers and control systems, electrical power generation and distribution systems, as well as a wide range of other industrial standby power applications. With a strong manufacturing base in both North America and Europe and a truly global reach (operations in more than 80 countries) in sales and service, Exide Technologies Network Power Division is best positioned to satisfy your back up power needs locally as well as all over the world.

Based on over 100 years of technological innovation the Network Power Division leads the industry with the most recognized global brands such as Absolyte, Sonnenschein, Marathon, Sprinter, GNB Flooded Classic and Relay Gel. They have come to symbolize quality, reliability, performance and excellence in all the markets served.

Exide Technologies takes pride in its commitment to a better environment. Its Total Battery Management program, an integrated approach to manufacturing, distributing and recycling of lead acid batteries, has been developed to ensure a safe and responsible life cycle for all of its products.

GNB Network Power
A Division of Exide Technologies
USA – Tel: 800.872.0471
Canada – Tel: 800.268.2698

www.exide.com



INDUSTRIAL POWER

A Division of **EXIDE** Technologies